











Fig. Safe AM25, hinge right
K-Lock Cawi 2 keys (95 mm), 2 inside lockers, 1 shelf

-  EN1143-1
Burglary protection
-  VdS
Grade I
-  ECB-S
Grade I
-  ISO
Class EN 1
-  a2p
Class I E
-  DIN
4102 (light fire protection)

-  Domestic insurable
up to EUR 65.000
-  Commercial insurable
up to EUR 20.000

[Safes]

[Type AM]

AM series safes offer lots of space and the option of additional locks to give dual control. All models are pre-fitted to enable connection to a burglar alarm system. Even the smallest model (AM10) has enough space to accommodate up to 6 file folders.

[Product information]

- Hinge** DIN right – model designation R
option: DIN left
- Door opening angle** 180°
- Body** double-walled, filled with high resistant barrier material
- Door structure** triple-walled, filled with high resistant barrier material, internal boltwork protected by sheets of hardened steel to give extra anti-drill resistance
- Locking mechanism** three-way moving boltwork with large steel bolts protected by additional emergency re-lockers, continuous fixed full height bolt on the hinge side
- Anchoring** prepared for floor and rear wall anchoring
anchoring bolts and shields are supplied
option: additional anchoring holes (customer specifies position)
- Alarm connection** VdS-certified cable channels to allow connection to a burglar alarm system
- Colour** inside and outside RAL 7037 dusty grey
option: special colour according to RAL
- Lock** model designation K – double-bit lock VdS class 1, Cawi 2 keys (95 mm)
model designation E – electronic lock VdS class 2, M-Locks EM3520
option: other lock models (primary lock or possible secondary locks)
- Equipment** shelf adjustable (height setting 85 mm)
option: additional shelf, inside locker, drawer, pull-out shelf, key rack
- Accessories** option: certified steel plinth to raise the level of the safe,
fire protection door rebate seals, alarm switch set, interior lighting

Model	Outside dimensions h x w x d (mm)	Inside dimensions h x w x d (mm)	SH	Volume (l)	Weight (appr. kg)
AM10RK / AM10RE	395 x 545 x 442	345 x 495 x 310	1	53	125
AM15RK / AM15RE	565 x 545 x 442	515 x 495 x 310	1	79	155
AM20RK / AM20RE	735 x 545 x 442	685 x 495 x 310	1	105	185
AM25RK / AM25RE	905 x 545 x 442	855 x 495 x 310	2	131	215
AM30RK / AM30RE	1075 x 545 x 442	1025 x 495 x 310	2	157	245
AM35RK / AM35RE	1245 x 545 x 442	1195 x 495 x 310	3	183	280
AM40RK / AM40RE	1415 x 545 x 442	1365 x 495 x 310	3	209	310

SH = Shelf

[Equipment options]

